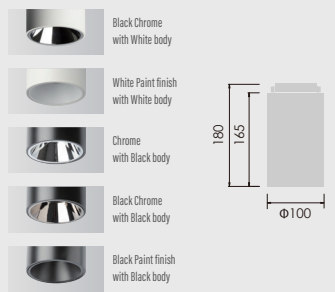



# 03 STANDARD DOWN LIGHT SURFACE MOUNT

## SPECIFICATIONS


Power consumption	9.7W	CRI	Ra ≥ 80 Ra ≥ 90 Ra ≥ 97
Weight	0.8kg		
Body Materials	Aluminum extrusion Powder coating painted	Kelvin	2700 <span style="color: orange;">■</span> 3000 <span style="color: yellow;">■</span> 3500 <span style="color: grey;">■</span> 4000 <span style="color: blue;">■</span>
Lens Materials	Polycarbonate		



## OPTICAL DATA Ra ≥ 90



## POWER SUPPLY / DIMMER SWITCH



## OPTIONAL ACCESSORIES

