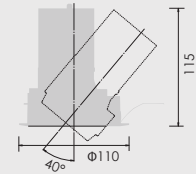


03 STANDARD DOWN LIGHT ADJUSTABLE

SPECIFICATIONS

Power consumption	27.6W	CRI	Ra ≥ 80 Ra ≥ 90
Weight	0.71kg		
Body Materials	Die-cast aluminum Aluminum extrusion Powder coating painted	Kelvin	3000 ■ 3500 ■ 4000 ■
Lens Materials	Polycarbonate		

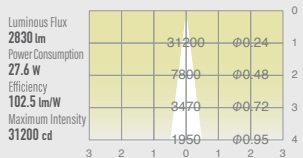


VOLTAGE 100-240 | LED SYS COB | DIMMER 0-10V | POWER UNIT OUTSIDE | CUT OFF 100 | TIA 40° | RaA 355 | CRI Ra ≥ 80 | CRI Ra ≥ 90 | PROTECTION MODE IP20 | LIFE TIME 40000h

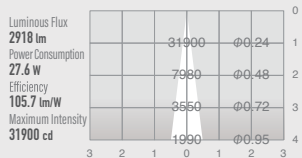
OPTICAL DATA Ra ≥ 80



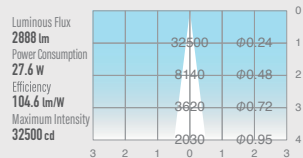
UDL-L100NA-30



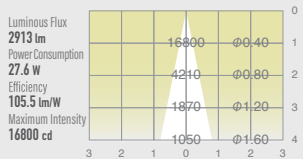
UDL-L100NA-35



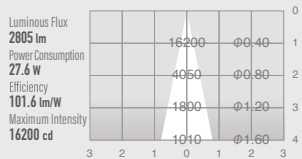
UDL-L100NA-40



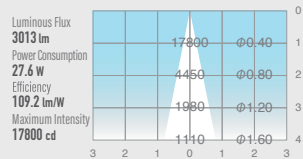
UDL-L100MA-30



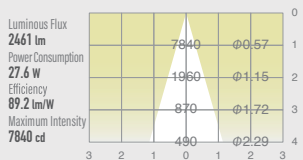
UDL-L100MA-35



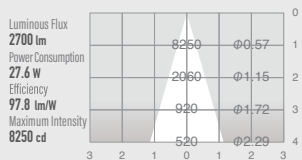
UDL-L100MA-40



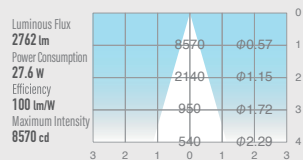
UDL-L100WA-30



UDL-L100WA-35



UDL-L100WA-40



POWER SUPPLY / DIMMER SWITCH



Suitable Power supply for NonDimmable
ECIV065311JP

Suitable Power supply for 0-10V Dimmable
ECIV065311JP-D



Recommended Dimmer Switch
WTFD 57626

OPTIONAL ACCESSORIES



Honeycomb Louver
HL-60